

# VANITY LIGHT

## LED CYLINDER VANITY LIGHT



Project:

Location:

Cat No:

Type:

Qty:

Notes:

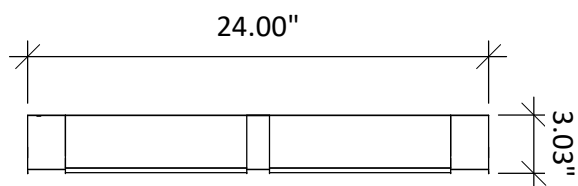
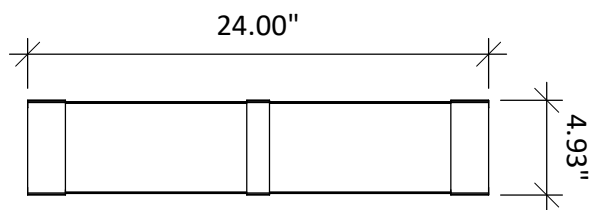
**About:**  
LED vanity light with easy installation and convenient maintenance. Beautiful appearance customized for residential and commercial application.

| SKU: AOLF-DE-012-EAF001         |  |                                  |                                  |                                 |                                   |
|---------------------------------|--|----------------------------------|----------------------------------|---------------------------------|-----------------------------------|
| SIZE                            | RATING                                   | LUMENS                           | CCT                              | CRI                             | FINISH                            |
| <div></div> <div>24 - 24"</div> | <div>DA</div> <div>DA - Damp Rated</div> | <div></div> <div>16 - 1600</div> | <div></div> <div>30- 3000K</div> | <div>80</div> <div>&gt;80</div> | <div></div> <div>BL - Black</div> |
| <div>36 - 36"</div>             |  | <div>25 - 2500</div>             | <div>40 - 4000K</div>            |                                 | <div>WH - White</div>             |
| <div>48 - 48"</div>             |  | <div>16 - 1600</div>             | <div>50 - 5000K</div>            |                                 | <div>SL - Silver</div>            |

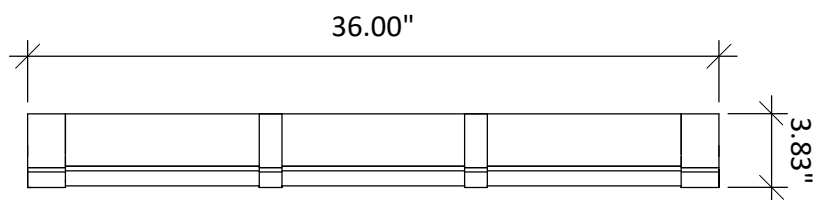
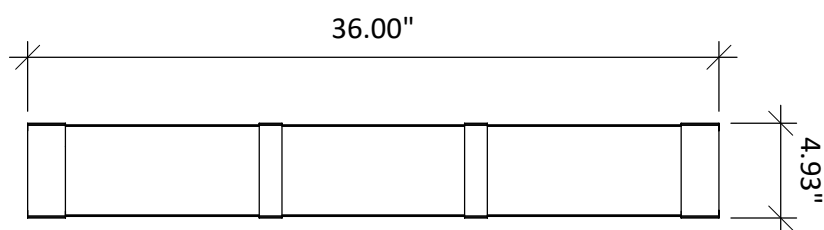
## VANITY LIGHT

### LED CYLINDER VANITY LIGHT

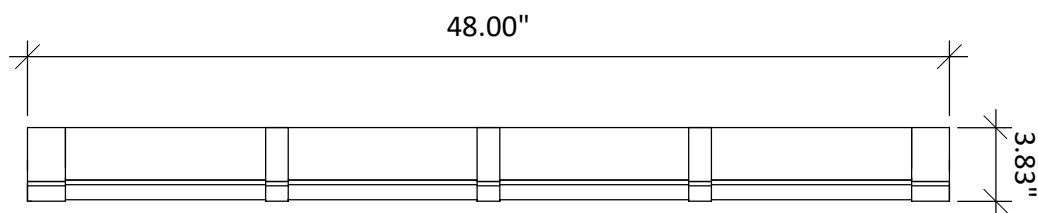
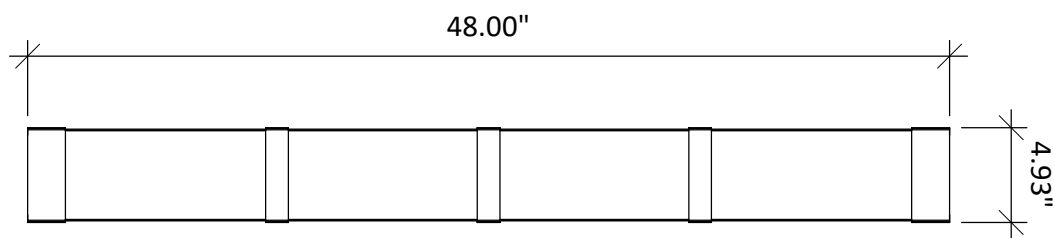
24" size



36" size



48" size



## VANITY LIGHT

### LED CYLINDER VANITY LIGHT

#### FEATURES:

- Easy installation and maintenance.
- Contemporary cylinder made of acrylic diffuser.
- Designed for residential and commercial lighting applications.
- White acrylic diffuser provides even illuminations.

#### APPLICATION:

- Residential, hotels, hospitals, etc.

#### WARRANTY:

- 5 Years

#### TECHNICAL CHARACTERSTICS:

|                      |  |
|----------------------|--|
| Input Power          | 20W, 30W, 40W                          |
| Input Voltage        | 120V to 277V AC                        |
| Frequency            | 50/60Hz                                |
| Power Factor         | >0.98                                  |
| Lifespan             | 50,000 Hours                           |
| Beam Angle           | 180°                                   |
| Water resistance     | Damp Rated                             |
| Mounting             | Wall Mounting                          |
| Application          | Indoor                                 |
| Safety Certification | ETL Listed, Confirms To UL 1598 / 8750 |